

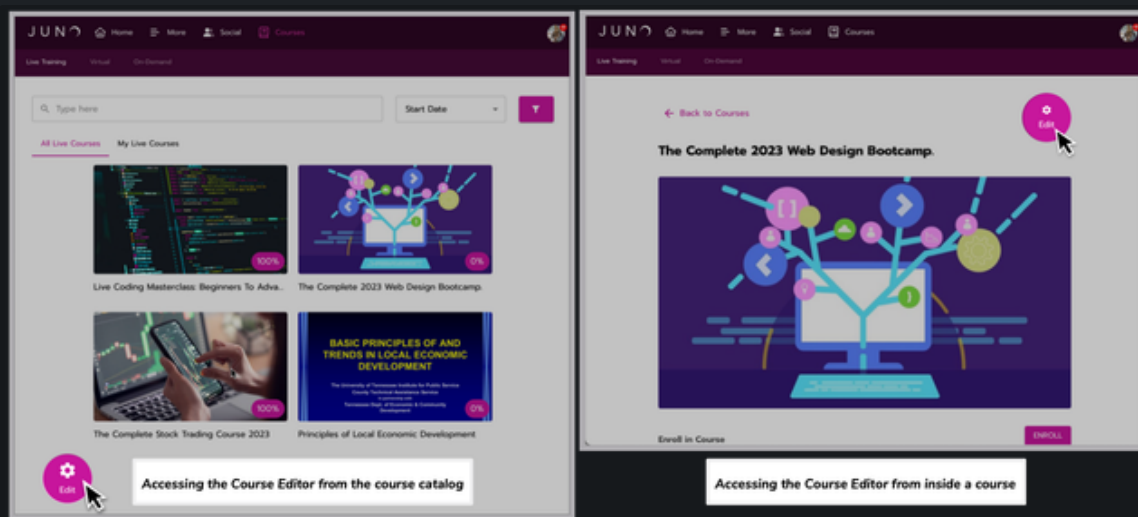
# Attaching an education credit to a course in the course editor

This guide will walk you through attaching an Education Credit to a course using the Course Editor.

## Attaching an education credit from the course editor

### Navigate to the course information tab

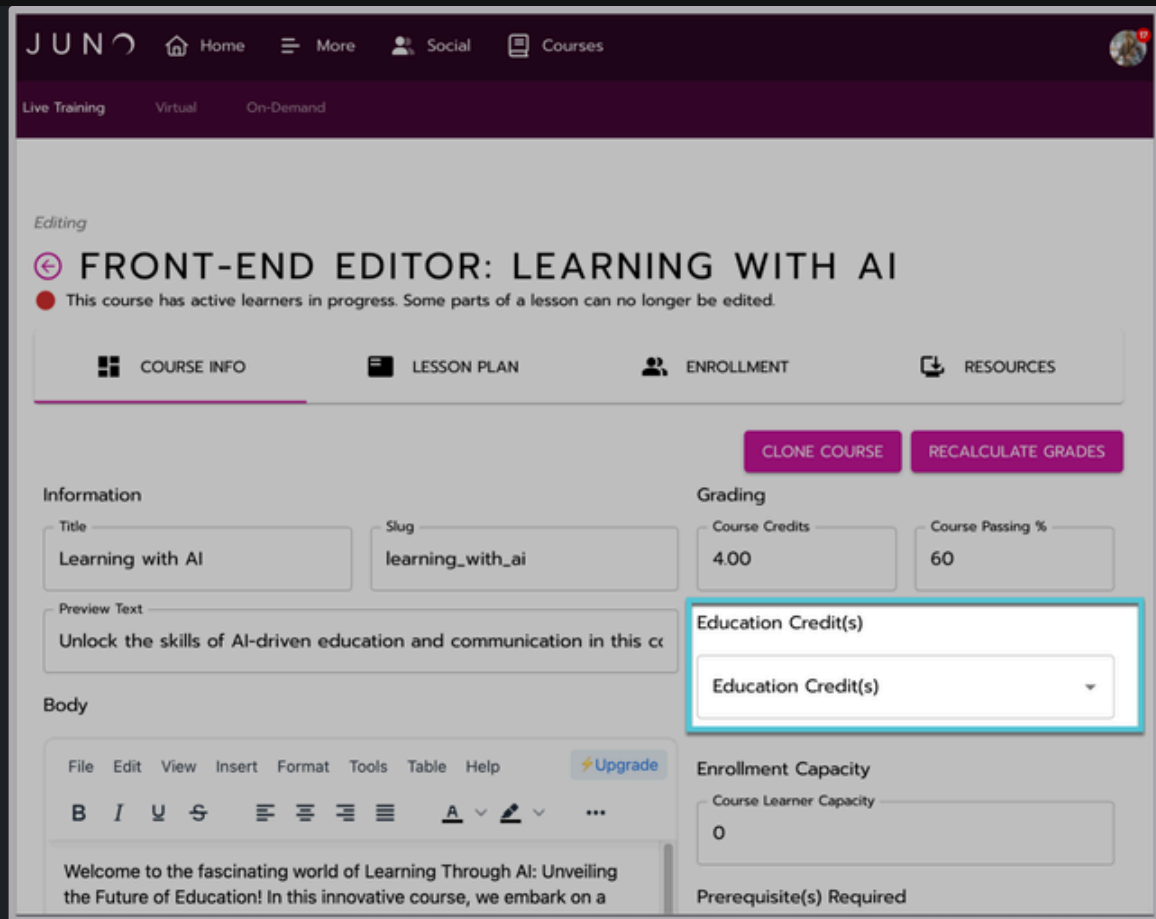
1. Open the **Course Editor** from the course catalog, select the course you want to attach the education credit, and access its **Course Information** page.
2. Alternatively, from the course catalog list, if you can see the course you want to attach an EC to, you can select the **Course**, enter the **Course Editor** from inside that course, and access that **Course's Information** page.



Options for entering the course editor.

### Locate the education credit section and select an education credit

1. Look for the section dedicated to **Education Credits** on the Course Information page.
2. Use the **Education Credits** dropdown to select and attach an EC to the course.



Selecting the Education Credit(s) dropdown in the Course Editor.

## Confirmation and completion


1. Check that you have selected the correct **education credit** from the dropdown.




The save or discard buttons.

**i** Ensure you select the Save button that will populate in the right-hand corner once any changes have been made to save them.

- [Edit course resources](#) (Client Guidebook)
- [User types and permissions for learning management](#) (Client Guidebook)
- [Edit course grading settings](#) (Client Guidebook)
- [Education credits and course information pages](#) (Client Guidebook)
- [Why does lesson editing lock?](#) (Client Guidebook)
- [Creating or importing learning packaged courses](#) (Client Guidebook)
- [Edit the course home page](#) (Client Guidebook)
- [Attaching an access pass to an education credit](#) (Client Guidebook)
- [Creating Education Credits \(EC\) in Das Admin](#) (Client Guidebook)
- [Content Certificates](#) (Client Guidebook)
- [Add instructors to a course](#) (Client Guidebook)
- [Edit course lessons](#) (Client Guidebook)
- [Attaching a certificate to an education credit](#) (Client Guidebook)

 [Edit basic course information](#) (Client Guidebook)

 [Edit course enrollment settings](#) (Client Guidebook)